

FOOD PATHOGENS RapidChek® SELECT™

Salmonella

RapidChek® SELECT™ *Salmonella* is fast, accurate, simple and lowers the overall cost of testing. In side by side evaluations, RapidChek® SELECT™ consistently outperformed competitive methods in delivering enhanced accuracy, in less time, with significantly less effort.



How the Test Works

The method uses a novel application of bacteriophages (or phage) in the media to act as selective agents, enhancing both the specificity and sensitivity of the overall method. Phages are bacterial viruses that attack cross-reactive bacteria preventing them from causing a false positive reaction (specificity). Phage also attack competitive bacteria, allowing for a media formulation that creates optimum conditions for rapid *Salmonella* growth (sensitivity). This patented media system is used in combination with a next generation RapidChek® SELECT™ lateral flow detection device. It contains a proprietary panel of anti-Salmonella antibodies engineered to enhance the overall performance of the method. The RapidChek® SELECT antibody reagents have been tested against one of the industry's most complete panels of bacterial isolates. When the test strip is inserted into the enrichment, the sample moves up the strip by capillary action. After 10 minutes if *Salmonella* is present in the sample, a red line will form. One line indicates a negative result. Two lines indicate a positive result. A control line is built into the lateral flow strip so you know the test has worked correctly. The test kits are stored at room temperature.

Applications

RapidChek® SELECT™ *Salmonella* has been designed to detect the pathogen in meat and dairy products, seafood and vegetable products, eggs, feedstuffs, as well as environmental samples.

Validations

The method is AOAC and NPIP approved (specifically for use in poultry house environmental samples).

Confirmation

Presumptive positive results must be confirmed by a cultural reference method (FDA BAM, USDA MLG, or ISO). At least two different types of selective agars should be plated for best results. RapidChek® SELECT *Salmonella* secondary media samples used in the test procedure can be used for confirmation.

PRODUCT FEATURES

Fast & Simple Procedure

- Next day results
- Simplified media preparation
- Minimal training
- No additional equipment

Easy Resource Management

- High scalability
- Kit storage at room temperature
- Long shelf life


Reliable Results

- AOAC approved
- NPIP approved


RapidChek® SELECT™ *Salmonella* Pathogen Screening Quick Reference

Read the Package Insert instructions completely before performing any test.


1 Enrichment One Day, One Transfer Step



Autoclave and non-autoclave option for primary media preparation

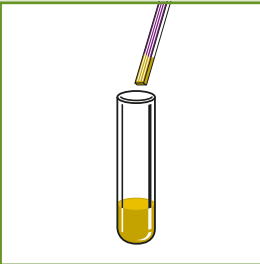


Incubate for 16 – 22 hours

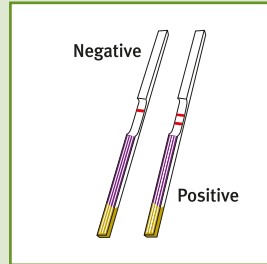


Transfer aliquot to RapidChek® SELECT™ secondary enrichment media and incubate for 6 – 22 hours

2 Assay Simple Procedure, Simple Interpretation



Let the strip develop for 10 minutes (max. 20 minutes)



1 line = negative
2 lines = positive

Ordering Information—RapidChek® SELECT *Salmonella*

Item	Description	Part Number
Food Test Kit	100 tests - Enrichment media included	10001378
Rinsate Test Kit	400 tests - Enrichment media included	10001383
Media System	Enrichment media: 500 g - Primary, 10 g - Secondary, 250 mL Supplement	10001384
Test strips	50 tests - Enrichment media not included	10001379

Also available:

RapidChek® SELECT™ *Salmonella* Enteritidis, RapidChek® *E. coli* O157, RapidChek® *Listeria*, RapidChek® *Listeria* NextDay™, RapidChek® CONFIRM™ non-O157 STEC IMS Kit