

RapidChek® *Listeria* NextDay™ Quick Guide Food and Environmental Samples

RapidChek® *Listeria* NextDay™ Environmental System, 7000248

Test Kit Includes:

- 180 test strips in desiccated canisters
- 180 transfer pipettes
- 180 sample tubes
- 500 g bottle of RapidChek® *Listeria* NextDay™ Media
- Package Insert

RapidChek® *Listeria* NextDay™ Food System 7000261

- 45 test strips in a desiccated canister
- 45 transfer pipettes
- 45 sample tubes
- 500 g bottle of RapidChek® *Listeria* NextDay™ media
- Package Insert

RapidChek® *Listeria* NextDay™ High Volume Environmental System, 7000249

Test Kit Includes:

- 1,800 test strips in desiccated canisters
- 5 kg bucket of RapidChek® *Listeria* NextDay™ Media
- Package Insert

RapidChek® *Listeria* NextDay™ High Volume Food System 7000262

- 450 test strips in a desiccated canister
- 450 transfer pipettes
- 450 sample tubes
- 5 kg bottle of RapidChek® *Listeria* NextDay™ media
- Package Insert



Also Available:

- RapidChek® SELECT™ *Salmonella*
- RapidChek® SELECT™ *Salmonella* Enteritidis
- RapidChek® CONFIRM™ *Salmonella* Enteritidis IMS
- RapidChek® *Salmonella*
- RapidChek® *Listeria*
- RapidChek® *E. coli* O157 (including H7)
- RapidChek® CONFIRM™ non-O157 STEC IMS

Call us to learn more about
any of the RapidChek® products



Romer Labs
Newark, DE, USA
T +1 302 781 6400
F +1 302 781 6378
E rapidchek@romerlabs.com

RapidChek® *Listeria* NextDay™ Quick Guide Food and Environmental Samples



Media Preparation


Prepare RapidChek® *Listeria* NextDay™ media.

Sterilized or DI Water (Liters)	RapidChek® NextDay™ Media (Grams)
30	1,386
15	693
6	277.2
3	138.6
1	46.2

Media Preparation

Add dehydrated media to DI water and autoclave at 121 °C for 15 minutes.


Shelf Life: Four weeks at 2 – 8 °C or RT.



Sample Enrichment


Add prepared RapidChek® *Listeria* NextDay™ Media to the environmental sponge, swab, or food sample. Incubate at 30 °C.

Sample Type	Volume of Media to add (mL)	Incubation Time (hours)
Environmental Sponge (7.5 x 4 cm)	60	24 – 40
Environmental Swab	10	24 – 40
25 g food sample	225	27 – 48
25 g shredded cheese	225	48
125 g frozen breaded chicken	500	27 – 48
125 g hot dogs	500	48
125 g shredded cheese	500 (primary) 1 mL + 4 mL fresh media	22 – 26 18 – 22



Transfer

Transfer 0.4 mL of the enriched sample into a supplied tube.



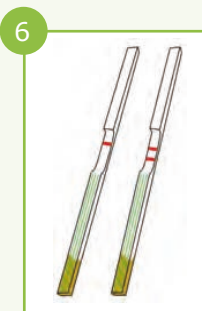
Boil

Boil samples in either a heat block or water bath for 5 – 15 minutes at 95 – 100 °C.



Test

Let tubes cool to RT. Place strips into tubes with arrows facing down.



Read Result

After 10 Minutes, Read Result.
1 Line = Negative
2 Lines = Positive