



FOOD PATHOGENS

RapidChek®

E. coli O157
(INCLUDING H7)

The RapidChek® *E. coli* O157 (Including H7) is a simple, reliable, and affordable solution. It's one of the fastest screening systems available.

How the Test Works

The RapidChek® immunoassay employs a unique combination of anti-pathogen antibodies and colloidal gold conjugate coated on the surface of a membrane. The RapidChek® assay can be used in combination with a proprietary RapidChek® enrichment media broth for a rapid 8-hour result for a 25 g sample or 10-hour and 12-hour rapid result for 375 g samples. A second protocol using a standard 15-hour enrichment in modified TSB broth plus novobiocin is also available. After suitable enrichment, the sample broth is transferred to a test tube and a test strip is inserted into the tube. No heat treatment is required. Within 10 minutes you have a result. One line means the sample is negative, two lines mean it's positive. It is the fastest definite negative result. A control line is built into the lateral flow strip so you know the test has worked. The test kits are stored at room temperature.

Applications

RapidChek® *E. coli* O157 (Including H7) has been designed to detect the pathogen in meat, dairy, and plant products.

Validations

The method is AOAC approved for use in ground beef and boneless beef trim.

Confirmation

Presumptive positive results must be confirmed by a cultural reference method (USDA MLG or other applicable method). Enriched media samples used in the test procedure can be used for confirmation.



CUSTOMER BENEFITS

Fast & Simple Procedure

- Same day Results
- Simplified media preparation
- Minimal training
- No additional equipment

Easy Resource Management

- High scalability
- Kit storage at room temperature
- Long shelf life

Reliable Results

- AOAC approved

Pathogen Screening Quick Reference


Read the Package Insert instructions completely before performing any test.

1 Enrichment


Same day Results, One Transfer Step



Autoclave and non-autoclave option for media preparation



Incubate 8 – 18 hours



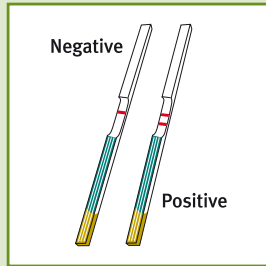
Transfer sample to a supplied test tube

2 Assay

Simple Procedure, Simple Interpretation



Let the strip develop for 10 minutes (max. 20 minutes)



1 line = negative
2 lines = positive

Ordering Information–RapidChek® *E. coli* O157 (Including H7)

Item	Description	Part Number
Test Kit	50 test strips - Enrichment media not included	7000157
Bulk Test Kit	500 test strips - Enrichment media not included	7000158
Proprietary Media	500 g	7000161
Bulk Proprietary Media	5 kg	7000165
Proprietary Media Pouch	for 1.2 L	7000161S

Also available:

RapidChek® SELECT™ *Salmonella*, RapidChek® SELECT™ *Salmonella* Enteritidis,
RapidChek® *Listeria*, RapidChek® *Listeria* NextDay™, RapidChek® CONFIRM™ non-O157 STEC IMS Kit