Making the World's Food Safer®

ROMER
Romer Labs®

AgraStrip® GMO – SeedChek

Qualitative Method for Leaf Tissue

DETECTABLE PROTEINS:

(Single trait strips)

- Strips p/n 3000007 Cry2Ab
- 3000008LL
- 3000091 EPSPS
- 7000052 PMI
- 7800010 RUR
- 7800011 Cry3Bb
- 7800012 Cry34Ab1
- 7800013 RUR-HS
- 7800015 Cry1F
- 7800016 VIP3A
- 7800017 Cry1Ab
- 7800018 Cry1F Buffer
- 7800019 LL
- 7800021 CspB

Procedure for AgraStrip® GMO SeedChek



1. Collect a fresh leaf sample and fold it twice.



2. Place the four thicknesses between the body and cap of a 1.5mL sample tube.

3. Snap the cap into place. Open the cap and remove the excess leaf tissue from around the tube opening.

4. Push the leaf discs into the tube with the stirrer.

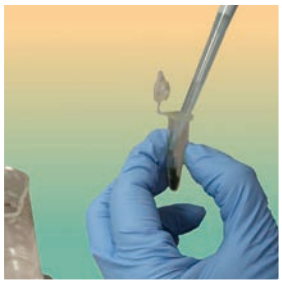

5. Add 0.5mL of water or buffer to the sample tube containing the leaf sample.

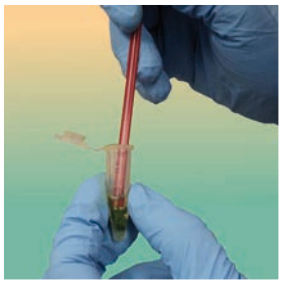

6. Macerate the leaf material with a clean stirrer for one minute.



7. Place one strip into each sample tube and allow to incubate for 5 – 10 minutes depending on which kit is used. (Please refer to package insert and or application note.)

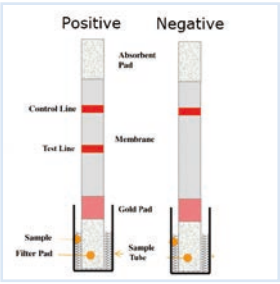

8. Interpret results. Strips with two lines are positive (control and test line). Strips with one line are negative (control line only). If the control line is not present, the strip is invalid.

© Copyright ROMER LABS Division Holding GmbH, 2014

PI_AgraStrip GMO SeedChek_EN_0514_A4_YKA

Romer Labs, Inc. - America · Union, MO, USA · **T** +1 636 583 8600 · **F** +1 636 583 2340 · **E** office@romerlabs.com
Romer Labs Diagnostic GmbH - Europe · Tulln, Austria · **T** +43 2272 615331-0 · **F** +43 2272 615331-11 · **E** office-europe@romerlabs.com
Romer Labs Singapore Pte. Ltd. - Asia · Singapore · **T** +65 6631 8018 · **F** +65 6275 5584 · **E** salesasia@romerlabs.com

www.romerlabs.com